

The ECHR

in facts & figures

2013



EUROPEAN COURT OF HUMAN RIGHTS
COUR EUROPÉENNE DES DROITS DE L'HOMME

COUNCIL OF EUROPE



CONSEIL DE L'EUROPE

THE
EUROPEAN
COURT
OF HUMAN
RIGHTS

IN FACTS
& FIGURES

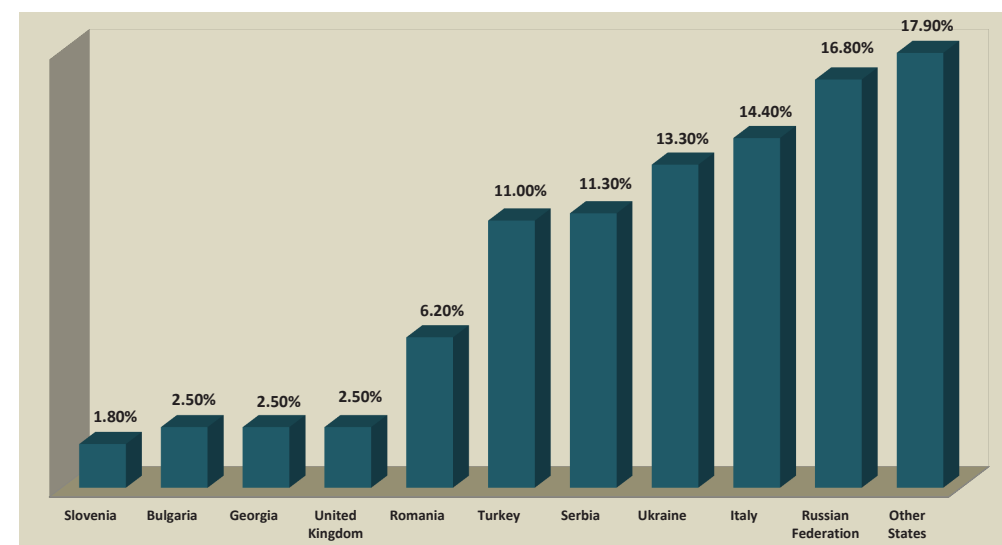
2013

The Court's statistics for 2013

Pending allocated cases

Approximately 99,900 applications were pending before a judicial formation on 31 December 2013. More than half of these applications had been lodged against one of 4 countries: Russian Federation, Italy, Ukraine and Serbia.

on 31 December 2013



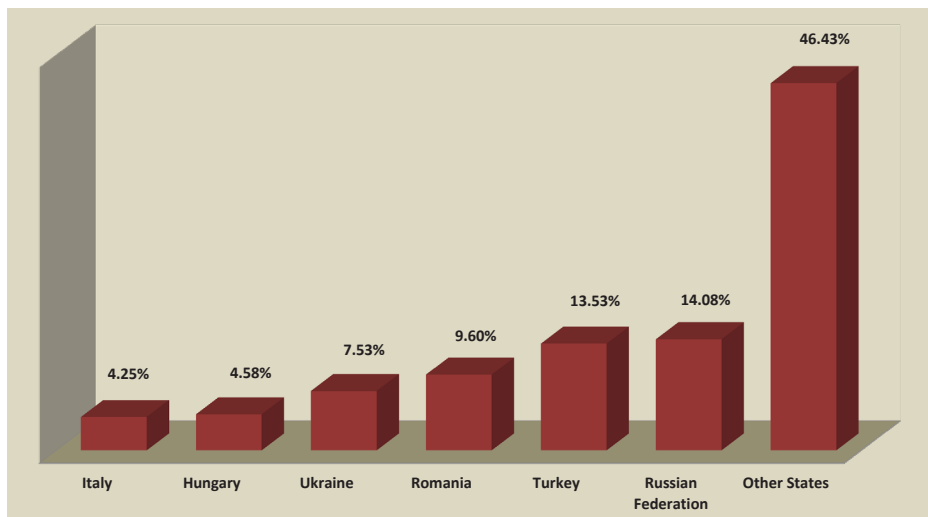
This document has been prepared by the Public Relations Unit of the Court, and does not bind the Court. It is intended to provide basic general information about the way the Court works.

For more detailed information, please refer to documents issued by the Registry available on the Court's website www.echr.coe.int

© European Court of Human Rights, January 2014

Violation judgments by State in 2013

In 2013, almost half of the judgments delivered by the Court concerned 5 of the Council of Europe's 47 member States: Russian Federation (129), Turkey (124), Romania (88), Ukraine (69) and Hungary (41). Of the total number of judgments delivered in 2013, the Court has found at least one violation of the Convention by the respondent State in 87% of the cases.

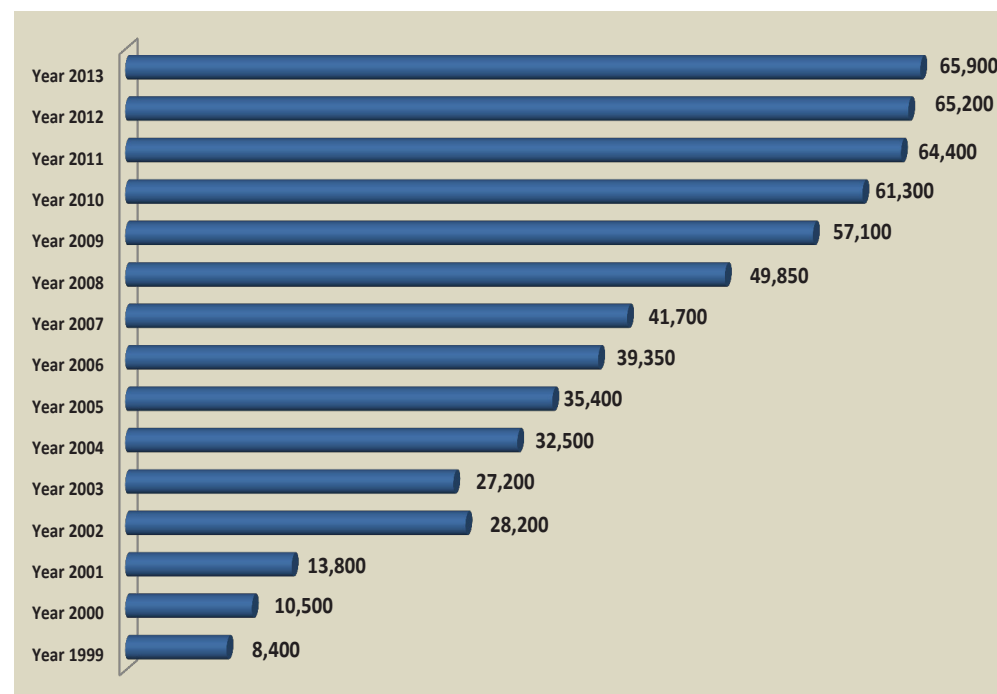


Since it was established in 1959, almost half of the judgments delivered by the Court concerned 5 member States: Turkey (2,994), Italy (2,268), Russian Federation (1,475), Poland (1,042) and Romania (1,026).

Applications allocated to a judicial formation

Applications which are allocated to a judicial formation are those for which the Court has received a correctly completed form, accompanied by copies of relevant documents. These applications will be examined by a single judge, a Committee or by a Chamber of the Court. These figures do not include applications which are at the pre-judicial stage (incomplete case file).

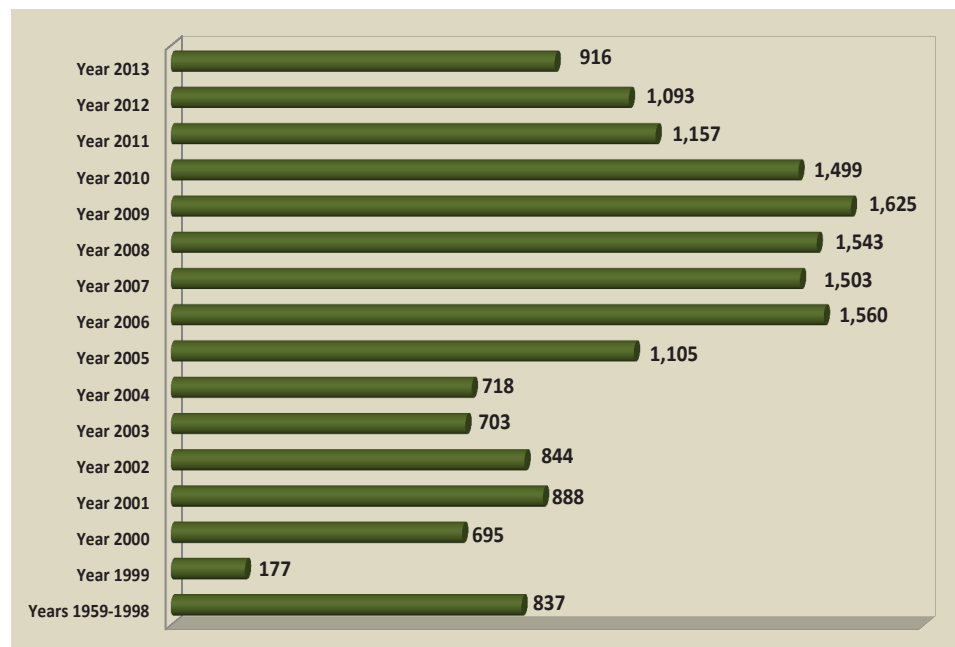
on 31 December 2013



Judgments delivered by the Court

In recent years the Court has concentrated on examining complex cases and has decided to join certain applications which raise similar legal questions so that it can consider them jointly. Thus, although the number of judgments delivered each year is not increasing as rapidly as in the past, the Court has examined more applications.

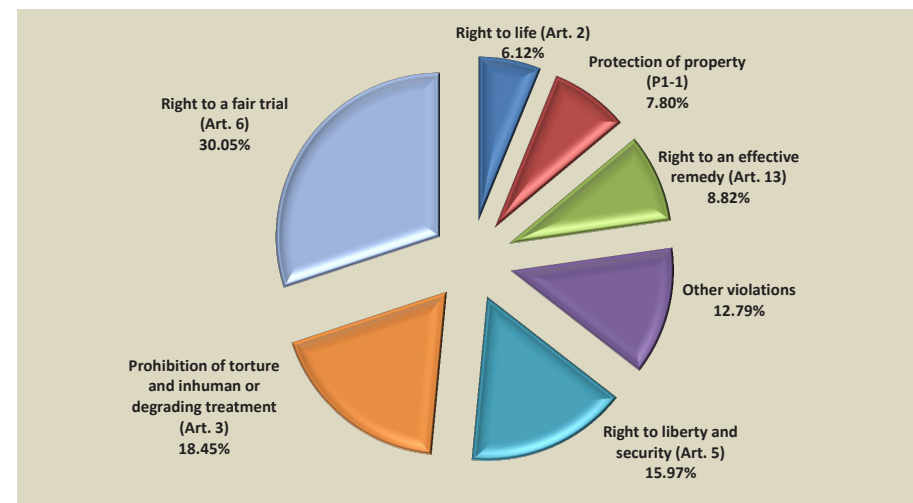
In 2013, the Court delivered 916 judgments concerning 3,659 applications. A total of 93,397 applications were decided in 2013.



Subject-matter of the Court's violation judgments in 2013

Nearly a third of the judgments in which the Court found a violation included a violation of Article 6 (Right to a fair trial), whether on account of the fairness or the length of the proceedings. Furthermore, about 50% of the violations found by the Court concern either Article 6 or Article 3 (Prohibition of torture and inhuman or degrading treatment).

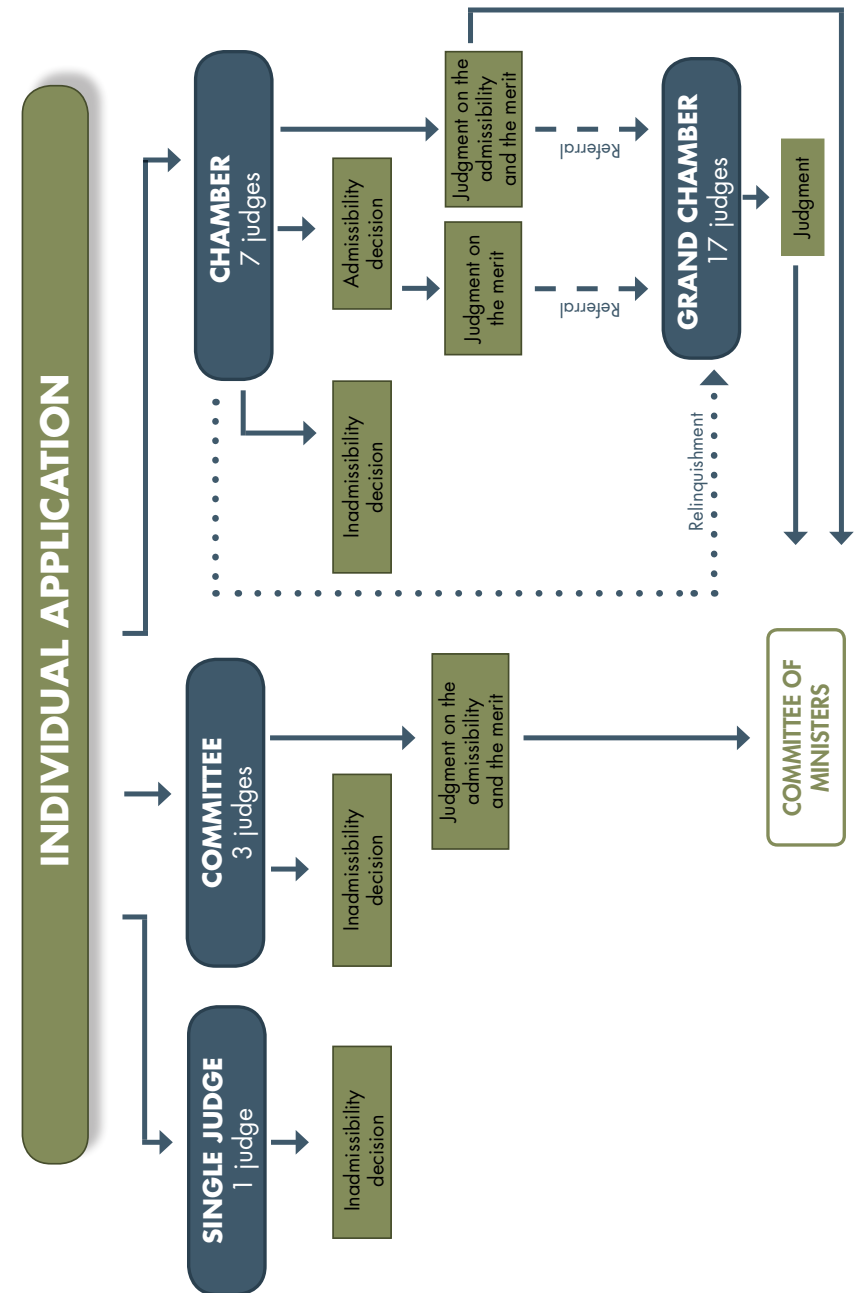
Lastly, more than 24% of the violations found by the Court concern the right to life or the prohibition of torture and inhuman or degrading treatment (Articles 2 and 3 of the Convention).



Throughput of applications in 2013


	Applications allocated to a judicial information		Applications in which judgment was delivered	
	2013	2013	2013	2013
Albania	106	48	9	57
Andorra	2	6	0	6
Armenia	196	195	2	197
Austria	437	611	22	633
Azerbaijan	325	284	13	297
Belgium	270	253	9	262
Bosnia and Herzegovina	871	1,019	26	1,045
Bulgaria	1,209	2,552	26	2,578
Croatia	1,842	2,047	24	2,071
Cyprus	144	163	1	164
Czech Republic	481	827	11	838
Denmark	85	88	0	88
Estonia	237	533	6	539
Finland	315	300	3	303
France	1,538	2,391	36	2,427
Georgia	157	577	2	579
Germany	1,528	3,033	7	3,040
Greece	726	472	43	515
Hungary	990	1,048	42	1,090
Iceland	9	11	0	11
Ireland	61	63	2	65
Italy	3,184	2,872	76	2,948
Latvia	322	307	10	317
Liechtenstein	7	14	1	15
Lithuania	428	416	12	428
Luxembourg	38	31	2	33
Malta	50	12	10	22
Republic of Moldova	1,356	3,143	19	3,162
Monaco	10	10	3	13
Montenegro	293	342	3	345
Netherlands	778	1,389	1	1,390
Norway	148	115	4	119
Poland	3,990	5,388	23	5,411
Portugal	267	236	13	249
Romania	5,422	7,697	166	7,863
Russian Federation	12,330	23,845	257	24,102
San Marino	4	1	0	1
Serbia	5,061	3,685	193	3,878
Slovak Republic	464	684	16	700
Slovenia	495	896	25	921
Spain	784	1,029	13	1,042
Sweden	362	365	16	381
Switzerland	445	1,197	13	1,210
"The former Yugoslav Republic of Macedonia"	539	850	9	859
Turkey	3,521	9,011	190	9,201
Ukraine	13,152	8,049	2,281	10,330
United Kingdom	912	1,633	19	1,652
TOTAL	65,891	89,738	3,659	93,397

Simplified case-processing flow chart of the Court



January 2014

European Court of Human Rights
Public Relations Unit
67075 Strasbourg cedex
France



www.echr.coe.int

